

Access Hosts machine IIS website from Ubuntu Virtual machine

Published 27 days ago by [Raghav Khunger](#)

Environment

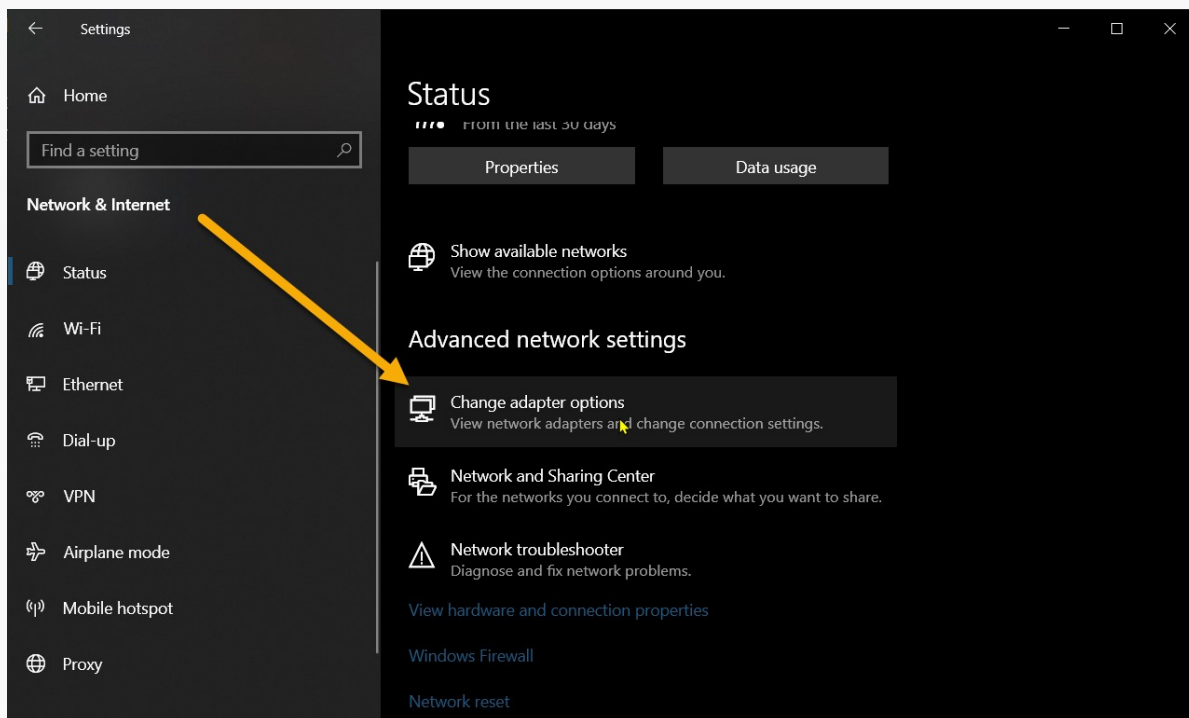
- Windows Host, yoursite.com running on IIS on this machine.
- Ubuntu Virtual machine machine running under that hosts.

Goal:

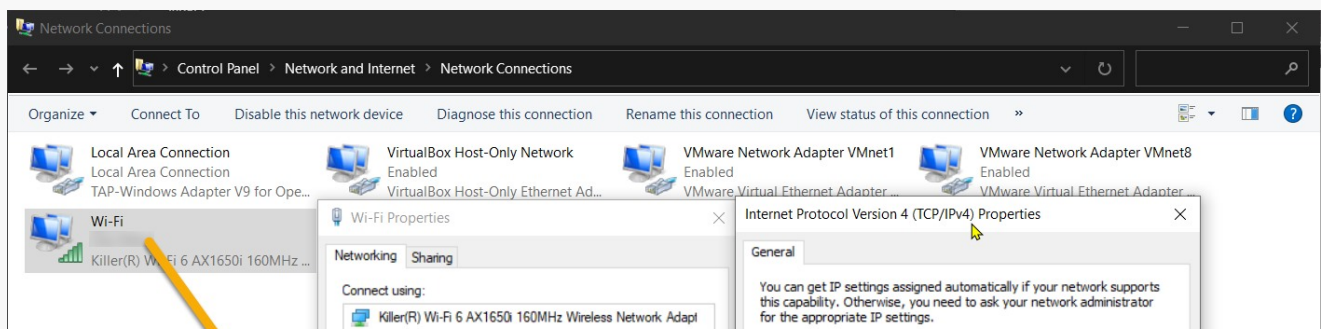
To access yoursite.com hosted on IIS on hosts machien from with in Ubuntu virtual machine.

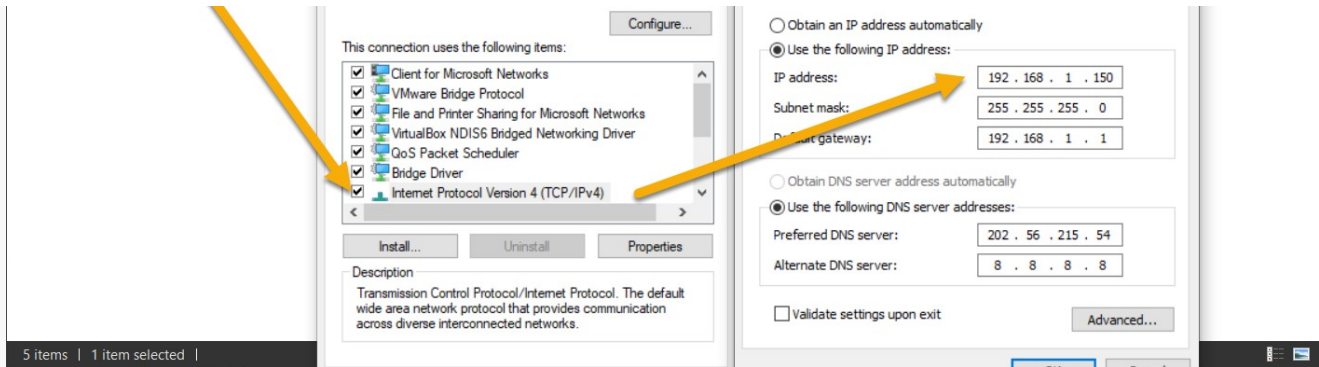
Go to hosts machine (Windows)

Navigation to Settings >> Network & Internet >> Change adapter options



Right click the adapter you are using and go to "Internet Protocol Version 4 (TCP/IPv4)"





Note down that ip and add that ip for your site in etc hosts of Ubuntu machine. You can following the following blog for that <https://codeasp.net/blogs/ubuntu/8247/how-to-modify-etc-hosts-in-ubuntu>

For the above example the row should be

192.168.1.150 yoursite.com

```
Open  *hosts /etc
1 127.0.0.1 localhost
2 127.0.1.1 ubuntu
3
4 # The following lines are desirable for IPv6 capable hosts
5 ::1 ip6-localhost ip6-loopback
6 fe00::0 ip6-localnet
7 ff00::0 ip6-mcastprefix
8 ff02::1 ip6-allnodes
9 ff02::2 ip6-allrouters
10
11 192.168.1.150 yoursite.com
```

After making the above change you should be able to access your site hosted in IIS on host machine from within Ubuntu machine.

tags : ubuntu, Windows